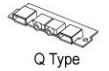


3D Series Panel

CM-3D22



CM-3D22



Q Type




Q Type CD-Door (Optional)

Chassis Features

- Compatible with Micro-ATX mainboards
- All cases with folded edge
- Easy installation and maintenance
- Zinc plated steel
- Screw secured manually (Optional)

Specification



Packing Information

	CUFT.	N.W.	G.W.	20FT	40FT	40HQ
CM-3D22	1.20'	2.9	3.2	795	1650	1980


Chassis CM-xx22

Dimension (mm)	350(H) x 170(W) x 330(D)
Drive Bays	5.25" External x 2 3.5" External x 1 3.5" Internal x 2 (HDD)
Expansion Slots	4
Mainboard	Micro ATX
Fan (mm)	Rear : 80x80 x 1 or 90x90 x 1 (Optional)
Power Supply	PX/PL/PK/PW Series

Front View



Side View



TAC 2.0 SIDE VENT

Back View



Rear Fan (Optional)
80x80 mm x 1 or
90x90 mm x 1

